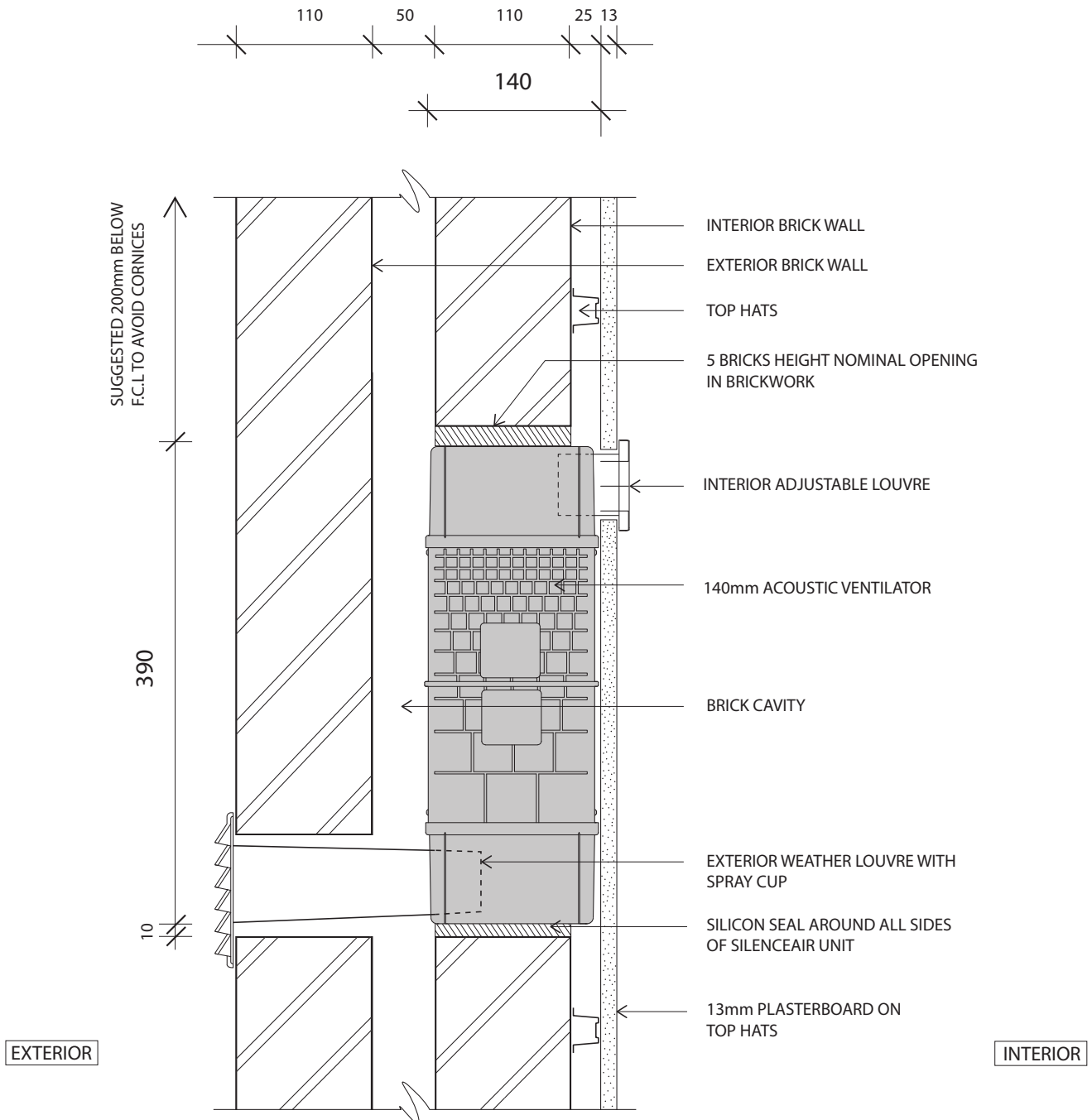
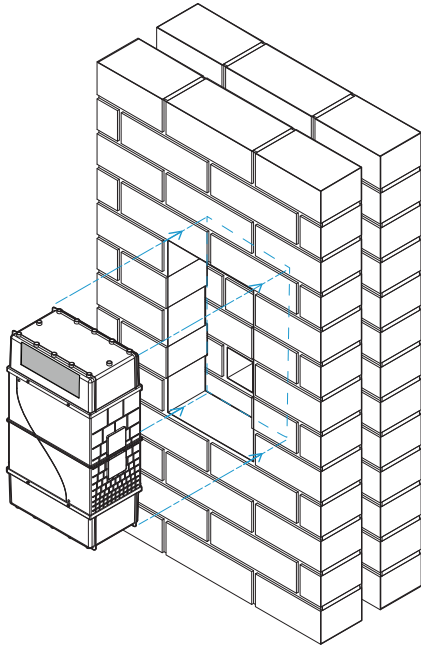


**140mm Acoustic Wall Ventilator
 Installed in Brick Cavity wall system with interior plasterboard lining**

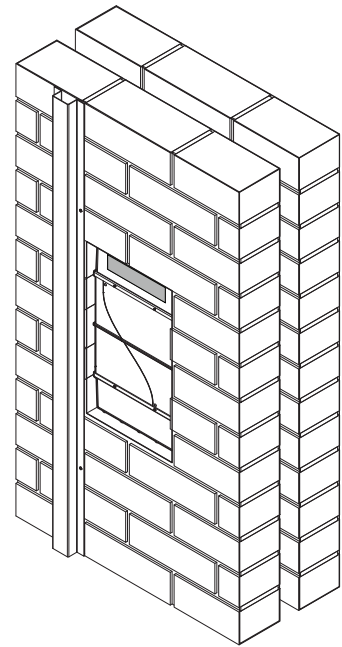


1



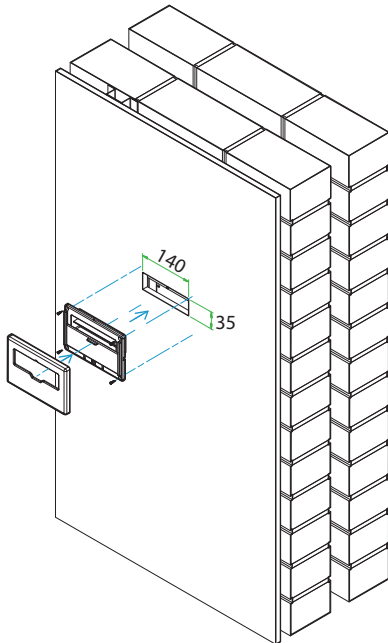
- On the interior brick wall, allow an opening of a nominal 5 bricks high X 1 brick wide for the Silenceair unit. On the outside wall, allow 1 brick opening for the exterior vent.
- Alternatively, you can brick the unit into position during the bricklaying.
- Ensure the exterior brick opening will align with the vent opening in the Silenceair unit.

2



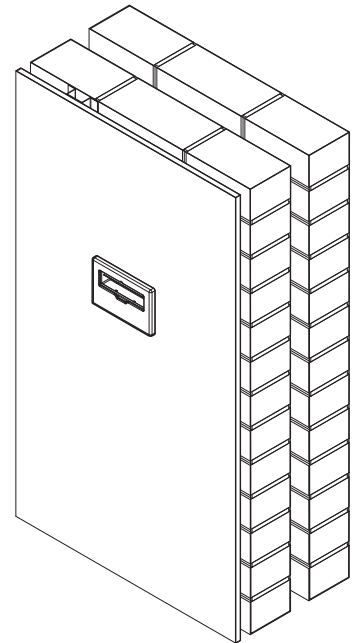
- Insert the Silenceair and fix into place.
- Ensure the unit is sealed on all sides to prevent noise escaping down the sides of the unit.

3



- Fix the interior plasterboard lining into place.
- Ensure the location of the interior vent position is marked on the plasterboard sheet prior to fixing.
- Create a 140mm * 35mm opening in the plasterboard to line up with the interior vent opening on the Silenceair unit.
- Fit the interior adjustable vent fixing plate into position.
- After the wall has been painted, the cover plate can be snap fitted into position.

4



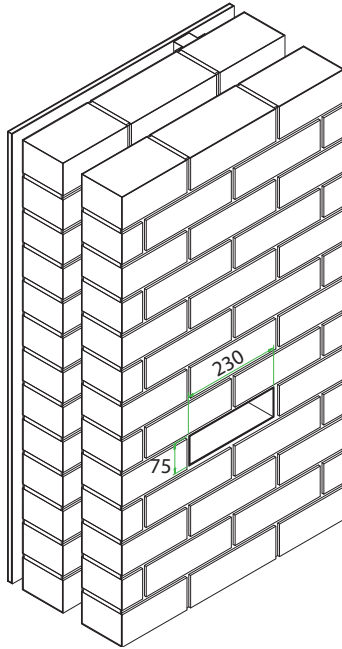
- All that is visible in the inside is the interior adjustable louvre. The Silenceair unit is completely concealed in the wall.

For more information please contact

www.silenceair.com enquiries@silenceair.com +61 2 9555 7215

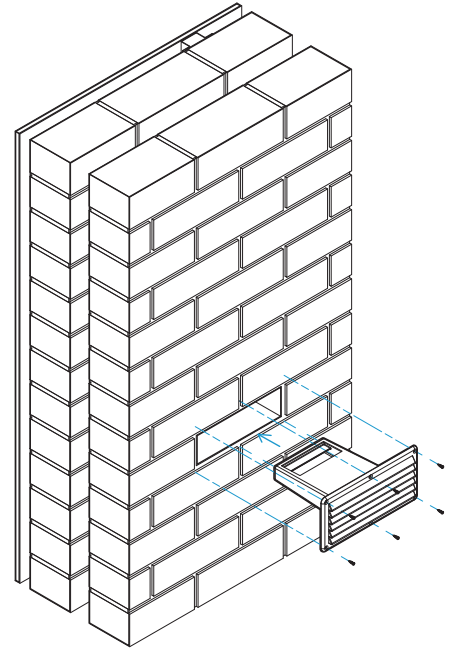
Patents and Patents Pending. Silenceair is a registered trademark of Silenceair International Pty Limited

5




- On the outside wall, ensure the brick opening aligns with the Silenceair unit vent opening.

6



- Fix the pre-painted Silenceair weather louvre and spray cup with integrated insect screen into position. For customised colours to match to brick colour or render colour, please contact our office for details on colour options and lead times.

7



- On the outside, all that is visible is the weather louvre. The Silenceair unit is completely hidden in the wall.

NOTES

- Silenceair reserves the right to modify or reissue technical brochures without notice.
- © 2018 Silenceair International Pty Ltd. ABN 44 096 462 949
- Date of Publication: October 2018.